




INDIAN SCHOOL SOHAR

USER MANUAL FOR ONLINE BOOK SALE

User Manual for Online Book Sale

STEP-1

Open Indian School Sohar website (<https://www.indianschoolsohar.com/>) and click “Parent Login” option



Click the
“Parent Login”
option

Indian School Sohar, Sohar, Oman

STEP-2

- Indian School Sohar ERP system will display. Click “**Login**” option for the parent login.

INDIAN SCHOOL SOHAR

"Welcome to Integrated School Management System of ISS"

Login Admission Form Admission Status

Click the "Login" option

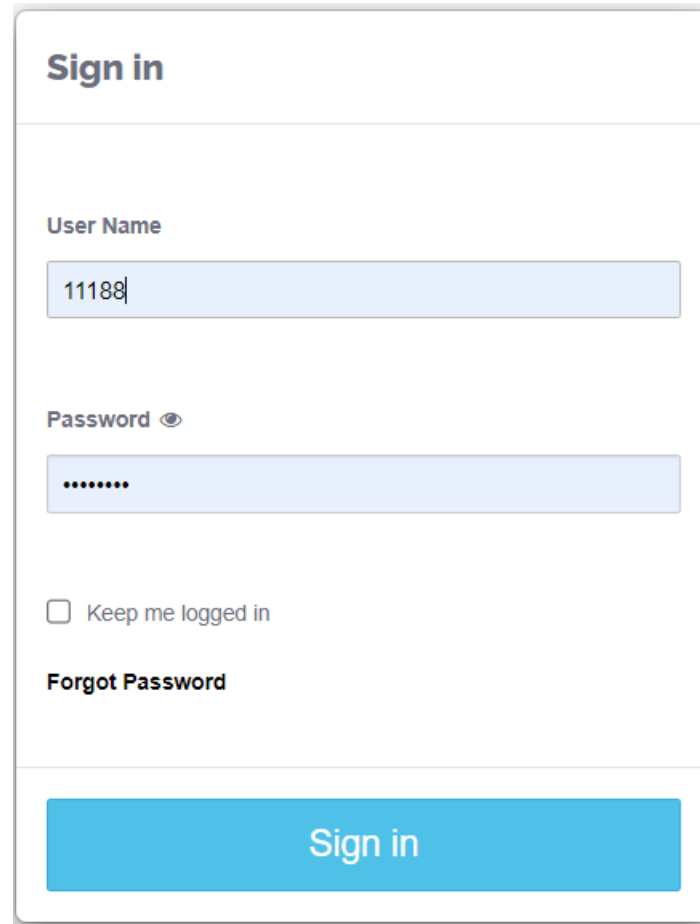
INDIAN SCHOOL SOHAR

Copyright © 2016 Indian School Sohar. All Right Reserved.

powered by JDAAS and managed by Gulf House

STEP-3

- Enter User Name and Password. The User Name is GR No. of your ward.
- Click “**Sign in**” button to login to the ERP.



The image shows a 'Sign in' form with the following elements:

- Sign in** (header)
- User Name** (label) with a text input field containing '11188'
- Password** (label) with an eye icon and a password input field containing seven dots
- Keep me logged in
- [Forgot Password](#)
- Sign in** (button)

STEP-4

- Click “Online Book Sale” option.
- It will display full set of books as per the class and optional / elective subject(s), if any, of the student.

The screenshot shows the Indian School Sohar portal interface. The top navigation bar includes the school logo, name, and user profile (AVANEESH SUDARSHAN GUPTA). The left sidebar contains a menu with options: Dashboard, Profile, Assignment, Attendance, Online Payment, Online Books Sale (highlighted), Library, and Update Profile. The main content area is divided into two sections: 'BOOK RECEIPT' and 'ONLINE BOOKS SALE'.

BOOK RECEIPT

S.No.	Receipt No.	Date	Total Qty	Paid Amount	Status
1	BS226735	21-Aug-2022	1	1.000	DELIVERED
2	BS225426	31-May-2022	1	1.400	DELIVERED
3	BS225115	22-May-2022	2	1.900	DELIVERED
4	BS222511	10-Apr-2022	2	2.300	DELIVERED
5	BS221573	01-Apr-2022	8	1.800	DELIVERED

ONLINE BOOKS SALE

S.No.	Item Code	Item Name	Qty	Price	Total
1	1560	Artificial Intelligence for class - 7	0	1.900	0.000
2	1053	Broadway Course Book - 7 2018 Edition	1	2.400	2.400
3	1054	Broadway Literautre Reader-7 2018	1	1.400	1.400
4	1055	Broadway Workbook-7 2018 Edition	1	1.600	1.600
5	1419	Gulmohar Hindi Vyakaran for 7	1	2.000	2.000
	1059	Mathematics -7	1	0.700	0.700
	1531	NCERT Science Workbook-7	1	1.300	1.300

Click the “Online Book Sale” option

STEP-5

- Full book set with total amount to be paid will be displayed.

ONLINE BOOKS SALE					
S.No.	Item Code	Item Name	Qty	Price	Total
1	1560	Artificial Intelligence for class - 7	0	1.900	0.000
2	1053	Broadway Course Book - 7 2018 Edition	1	2.400	2.400
3	1054	Broadway Literautre Reader-7 2018	1	1.400	1.400
4	1055	Broadway Workbook-7 2018 Edition	1	1.600	1.600
5	1419	Gulmohar Hindi Vyakaran for 7	1	2.000	2.000
6	1059	Mathematics -7	1	0.700	0.700
7	1531	NCERT Science Workbook-7	1	1.300	1.300
8	1530	NCERT Workbook Maths -7	1	1.100	1.100
9	1067	New Arabic course for English-7	1	1.400	1.400
10	1423	Our Enviornment for Class-7	1	0.500	0.500
11	1421	Our Past for Class-7	1	0.600	0.600
12	1420	Science-7	1	0.600	0.600
13	1422	Social & Political Life for class-7	1	0.600	0.600
14	1418	Vasant - Part-2	1	0.600	0.600
15	1156	Single Line 100 pgs	2	0.250	0.500
16	1152	Single line 150 pgs	4	0.350	1.400
17	1570	Student Diary 2022-23	0	0.900	0.000
				Bank Charges	0.167
				Total	16.867

STEP-6

- Only full package can be ordered online.
- Click on ‘**Proceed to Payment**’ button to make the payment online.
- Review the payment details.
- Click “**Pay Now**” button to proceed to the online payment gateway page.
- In case of any change in the amount payable, click “**Back to Book Purchase**” option.

Review Payment Details


GR No.	: 11188
Name	: AVANEESH SUDARSHAN GUPTA
Class & Section	: Class VII - B
Amount	: 16.867
Currency	: OMR

[Pay Now](#)

[Back To Book Purchase](#)

STEP-7

- Payment can be made using bank card issued by any bank in Oman.
- Enter the debit / credit card details.
- Click “**Make Payment**” option to pay the fees.

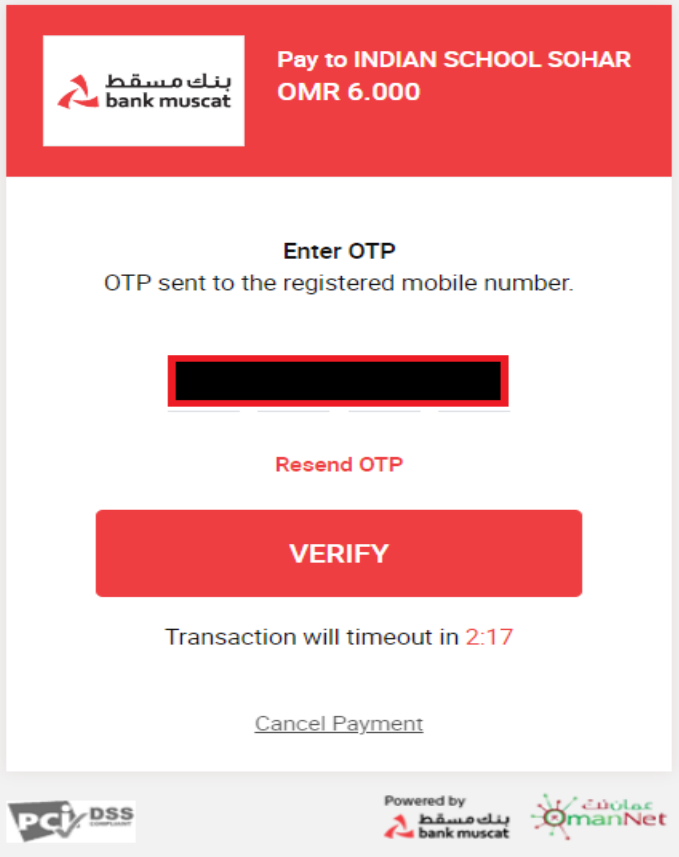


The screenshot shows the payment interface for Bank Muscat. At the top, the bank's logo and name are displayed in Arabic and English. Below this, the merchant information is shown: "INDIAN SCHOOL SOHAR" and "Order No. 10004895". The amount payable is listed as "OMR 16.867". The payment method is set to "Pay by Card". The card details form includes a "Card Number" field with the placeholder "0000 0000 0000 0000", an "Expiry Date" section with "Month" and "Year" dropdowns, and a "CVV" field with the placeholder "000". A "Make Payment" button is highlighted in red, and a "Cancel" button is also visible. At the bottom, there are logos for PCI DSS, Bank Muscat, OmanNet, Visa, and Mastercard ID Check.

Indian School Sohar, Sohar, Oman

STEP-8

- Enter the OTP which you have received on the mobile number registered with the bank.
- Click “**Verify**” to make the payment.



The screenshot shows a mobile payment verification interface. At the top, there is a red header bar containing the Bank Muscat logo (بنك مسقط bank muscat) on the left and the payment details "Pay to INDIAN SCHOOL SOHAR" and "OMR 6.000" on the right. Below the header, the text "Enter OTP" is displayed, followed by "OTP sent to the registered mobile number." A black rectangular box is present where the OTP should be entered. Below this box is a red "Resend OTP" link. A large red button with the text "VERIFY" is centered on the screen. Below the button, it says "Transaction will timeout in 2:17". At the bottom of the screen, there is a "Cancel Payment" link. The footer contains the PCI DSS logo on the left, and "Powered by" followed by the Bank Muscat logo and the OmanNet logo on the right.

Indian School Sohar, Sohar, Oman

STEP-9

- After successful payment, receipt will be displayed.
- Print / screenshot of the Bank receipt can be taken for your reference.
- Click on “**Back to Online Book Sale for Receipt**” to return to ERP Online Book Sale page.

Acknowledgement	
School Name:	INDIAN SCHOOL SOHAR
Name:	[REDACTED]
GR.No:	[REDACTED]
Order No:	10004895
Bank Ref No:	1678114087655
Trans Date:	Mar 6 2023 8:26PM
Amount:	16.867

Success

[Back To Online Books Sale for Receipt](#) [Print](#)

Indian School Sohar, Sohar, Oman

STEP-10

- In the ERP, book sale receipt will be generated and displayed in Online Book Sale menu option.

BOOK RECEIPT

S.No.	Receipt No.	Date	Total Qty	Paid Amount	Status
1	BS231845	06-Mar-2023	19	16.870	ALLOCATED

Click the Receipt No to take print of the receipt.

- Click on the Receipt No. to take the printout and bring the printout of the receipt to collect the books from the book store.
- **The books will NOT be issued without online book payment receipt.**
- The books can be collected from book store on any working day between 8:30 am and 12:30 pm.

In case of any query, please send an email to
office@indianschoolsohar.com and mark CC to
rahulr@indianschoolsohar.com and
itadmin@indianschoolsohar.com

THANK YOU